

1.720_L
Height

780_{Kg}
Depth

830_{mm}
Width



FEATURES

Manufactured from F-1120 steel. Galvanised sheet steel with an oven-baked paint finish.

Surface coated with a special oven – baked powder polyester finish.

The CAD-1 model is designed for two-wheeled containers with a capacity of up to 240 litres.

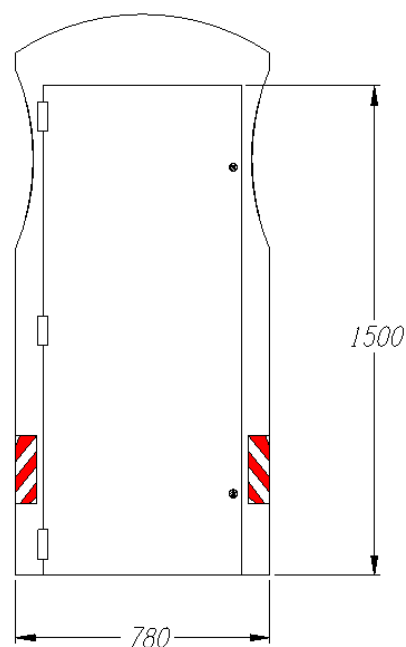
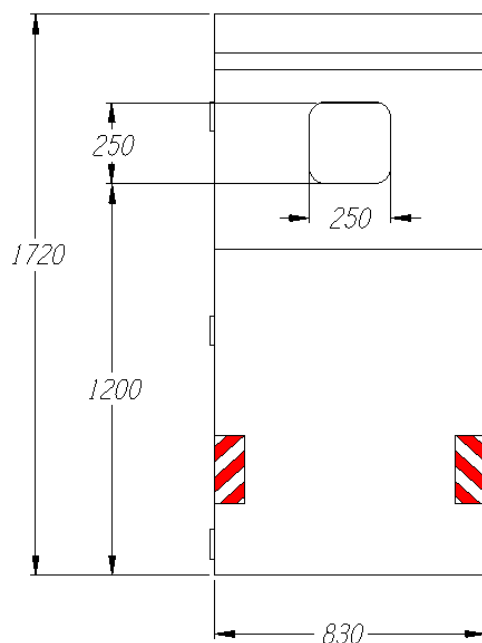
Two 250 mm x 250 mm apertures with rubber insert.

Specially designed to reduce noise.

Removable steel plate tray inserted in the base to prevent spillages.

Base plate is integral with the body and is fixed to the pavement with 4 x 12 mm diameter universal expansion anchor bolts.


Color RAL 2011 orange.




ATTRIBUTES



QUALITY



VERSATILITY



FUNCTIONALITY



EQUIPMENT

The aperture has a built-in flap to prevent water ingress.


The side door opens up to 180° and comes with two steel locks operated by Yale-type keys and three hinges.

Includes a steel plate ramp access so the container located inside can be easily manoeuvred.


Four reflective strips and a personalised 400 mm x 500 mm adhesive logo can be supplied upon request.



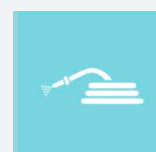
Customised



Easier emptying



Easy to stack



Easy to clean



Easy to install